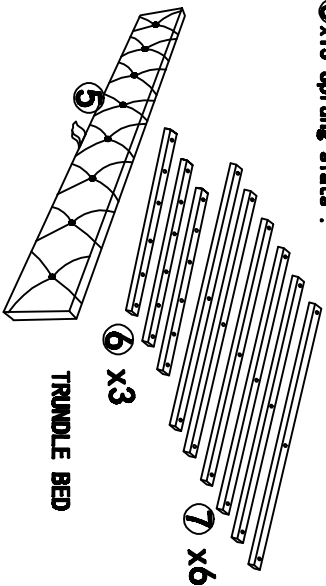
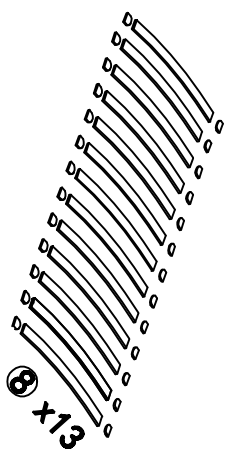
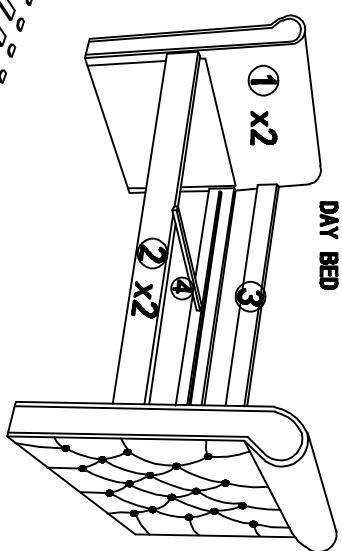
















PARTS LIST .

- ① x2 HEADEND + FOOTEND panels .
- ② x2 Side panels .
- ③ x1 TOP back side panel .
- ④ x1 Groosrail .
- ⑤ x1 TRUNDLE PANEL-FRONT .
- ⑥ x3 Small batons .
- ⑦ x6 Flat slats .
- ⑧ x13 Sprung slats .



	Allen Key		Washers
M5	AX1	M6x18	HX2
	Allen Key		Screws
M4	BX1	Ø4x30	RX24
	GX22		Nuts
M8x25MM		JX2	
	DX4		L-Shaped Brackets
M8x60MM		KX3	
	EX18		Gastors
M8x40MM		LX6	
	FX2		Brackets
M6x60MM		MX4	
	Washers		Slat caps
M8x22	GX4	NX26	

ASSEMBLY INSTRUCTION

